



12 V 200 AH AGM CYCLE MARINE BATTERY

Nano Carbon Valve Regulated Marine Edition

Specification

Cells Per Unit	6		
Voltage Per Unit 12	12		
Capacity	224Ah@20hr-rate to 1.75V per cell @25°C		
Weight	Approx. (Tolerance±3.0%)		
Internal Resistance	Approx.		
Terminal	F12(M8)		
Max. Discharge Current	5 sec		
Design Life	floating charge		
Max. Charging Current	50.0 A		
Reference Capacity	C3	82.1AH	C 3 172AH
	C5	96.4AH	C5 190AH
	C10	100.0AH	C10 208AH
	C20	110.0AH	C20 224AH
Float Charging Voltage	13.6 V-13.8 V @ 25°C Temperature Compensation: -3mV/°C/Cell		
Cycle Use Voltage	14.4 V-14.8 V @ 25°C Temperature Compensation: -4mV/°C/Cell		
Operating Temperature Range	Discharge: -40°C-60°C		
	Charge: -20 -50°C		
	Storage: -40 -60°C		
Normal Operating Temperature Range	25°C ± 5°C		
Self Discharge	<small>Agm Valve Regulated Lead Acid (VRLA) batteries can be stored for up to 8 months at 25°C and then recharging is recommended. Monthly Self-discharge ratio is less than 3% at 25°C. Please charge batteries before using.</small>		
Container Material	A.B.S. UL94-HB, UL94-V0 Optional.		



Agromot Deep Cycle Gel batteries are designed for maintenance-free usage and produced for high performance and trouble-free charge and discharges thanks to its Dry Battery Technology. Provides wide product range for power charge. Particular usage areas;

*Motorhome, Caravan, Tiny and Wooden House

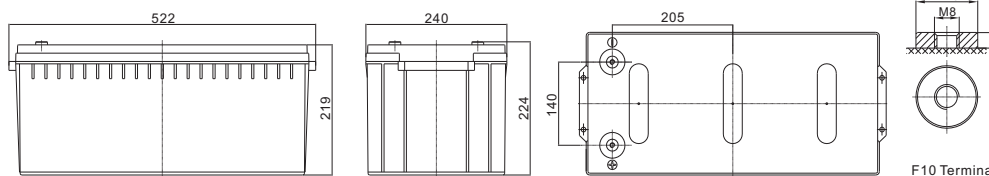
- Marine yachts and boats
- Solar powered home and workplace systems
- Telecommunication infrastructure networks
- UPS storage systems

As a result of long time experience and know-how of AGROMOT in deep discharge agm battery systems and excellent engineering technology;

•Strong Polypropylene casing-Impregnated AGM separators providing maximum reach by Deep cycle and instantaneous current draw.

•Controllable process calibration provide AGROMOT to sustain among the companies in the World market for many years long in terms of quality.

Dimensions



Length	522±2mm (20.6 inches)
Width	240±2mm (9.45 inches)
Height	219±2mm (8.62 inches)
Total Height	224±2mm (8.82 inches)
Terminal	Value
M8	10~12 N*m

Constant Current Discharge Characteristics : A(25°C)

F.V/Time	10MIN	15MIN	30MIN	1HR	2HR	3HR	4HR	5HR	8HR	10HR	20HR
1.60V	516.2	428.6	324.5	186.3	126.8	92.4	76.5	56.4	36.7	21.0	11.6
1.65V	510.4	416.5	316.0	172.5	116.5	91.4	75.4	55.6	35.6	20.9	11.5
1.70V	502.9	385.3	305.9	165.9	105.2	90.2	74.5	54.7	34.9	20.8	11.3
1.75V	486.7	354.9	278.6	156.4	97.6	89.6	73.2	53.1	34.1	20.8	11.2
1.80V	467.3	346.5	232.0	144.5	82.3	87.7	71.6	51.4	33.2	20.7	11.1
1.85V	448.6	326.5	204.0	135.1	78.6	85.9	69.4	47.5	32.6	20.4	10.8

Constant Power Discharge Characteristics : WPC(25°C)

F.V/Time	10MIN	15MIN	30MIN	1HR	2HR	3HR	4HR	5HR	8HR	10HR	20HR
1.60V	954	756	425	326	224	156	112	86	62	58	22.1
1.65V	943	726	386	314	218	152	110	84	58	57	22.0
1.70V	923	712	374	302	212	149	108	83	56	56	21.9
1.75V	915	684	324	283	208	145	106	81	54	55	21.8
1.80V	827	632	292	264	196	139	105	78	47	54	21.6
1.85V	797	586	243	245	182	126	101	75	41	51	21.3

(Note) The above characteristics data are given within three charge/discharge cycle not the minimum values. The battery must be fully charged before the capacity test. The C₂₀ should reach 95% after the first cycle and 100% after the third cycle.

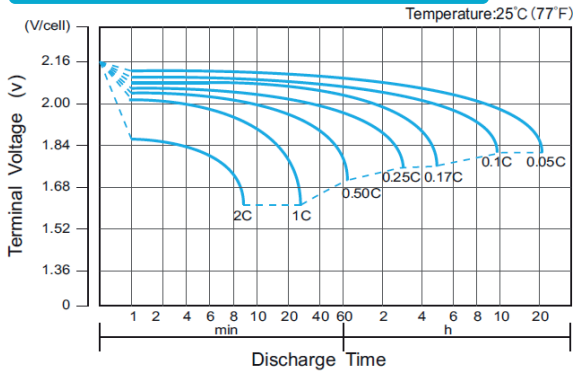


12 V 200 AH DEEP CYCLE MARINE BATTERY

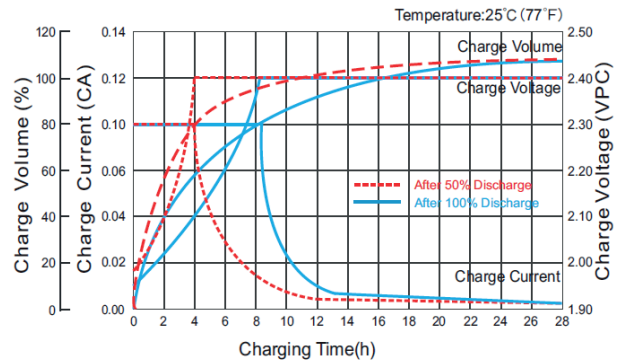
Nano Carbon Valve Regulated Marine Edition



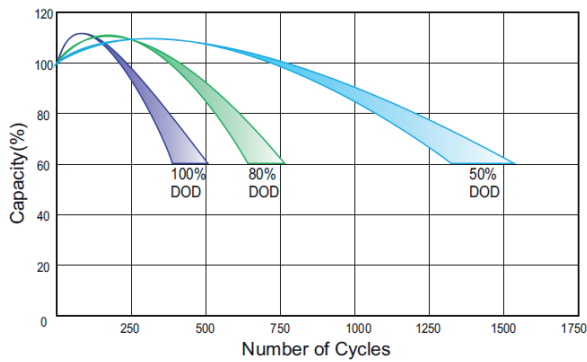
Discharge Characteristics Curve



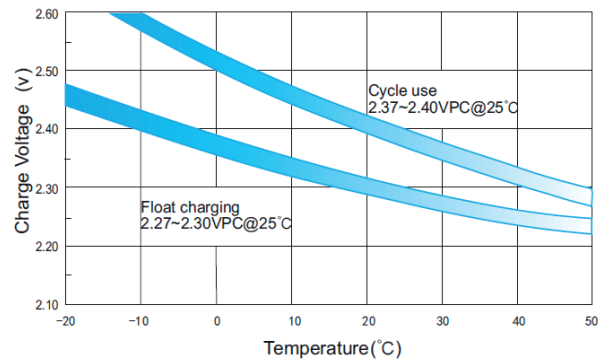
Charge Characteristic Curve for Cycle Use (IU)



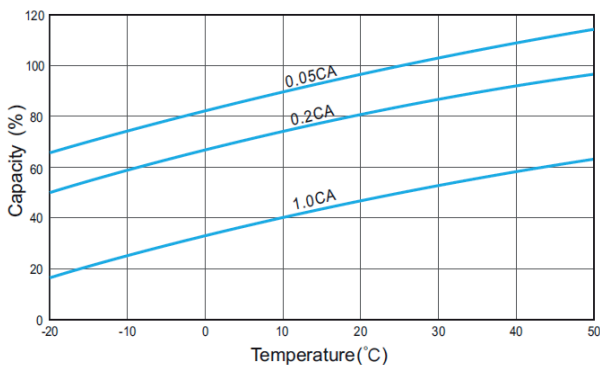
Cycle Life in Relation to Depth of Discharge



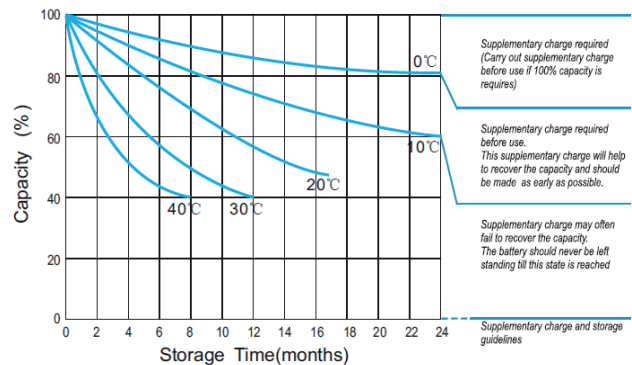
Relationship Between Charging Voltage and Temperature



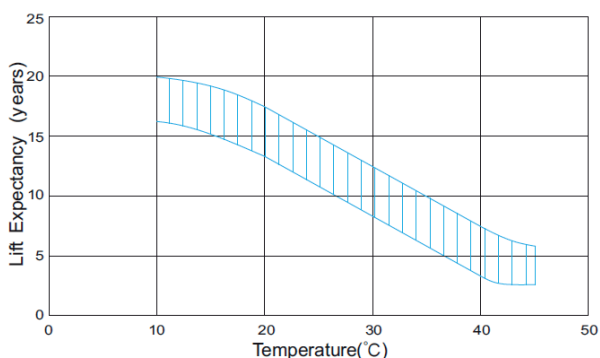
Temperature Effects on Capacity



Storage Characteristics



Effect of Temperature on Long Term Life



Relationship of OCV And State of Charge (20°C)

